

4.3

Areas of Trapezoids

For use with Activity 4.3

Essential Question How can you derive a formula for the area of a trapezoid?

1 ACTIVITY: Deriving the Area Formula of a Trapezoid

Work with a partner. Use a piece of centimeter grid paper.

a. Draw *any* trapezoid so that its base lies on one of the horizontal lines of the paper.

b. Estimate the area of your trapezoid (in square centimeters) by counting unit squares.

Area \approx _____ Estimate

c. Label the height and the bases *inside* the trapezoid.

d. Cut out the trapezoid. Mark the midpoint of the side opposite the height. Draw a line from the midpoint to the opposite upper vertex.

e. Cut along the line. You will end up with a triangle and a quadrilateral. Arrange these two figures to form a figure whose area you know.

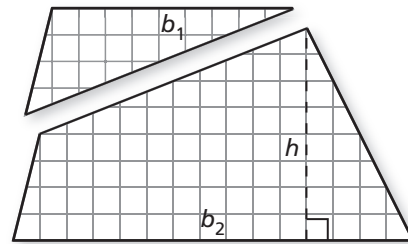
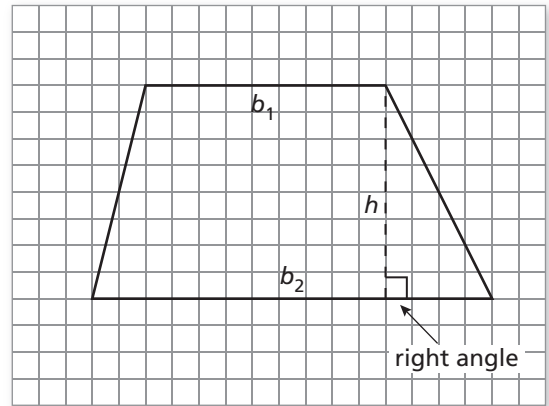
f. Use your result to write a *formula* for the area of a trapezoid.

Area = _____ Formula

g. Use your formula to find the area of your trapezoid (in square centimeters).

Area = _____ Exact Area

h. Compare this area with your estimate in part (b).



4.3 Areas of Trapezoids (continued)

2 **ACTIVITY:** Writing a Math Lesson

Work with a partner. Use your results from Activity 1 to write a lesson on finding the area of a trapezoid.

Area of a Trapezoid

Key Idea Use the following steps to find the area of a trapezoid.

- 1.
- 2.
- 3.

Describe steps you can use to find the area of a trapezoid.

Examples

Write 2 examples for finding the area of a trapezoid. Include a drawing for each.

a.

b.

Exercises

Write 2 exercises for finding the area of a trapezoid. Include an answer sheet.

Find the area.

1.

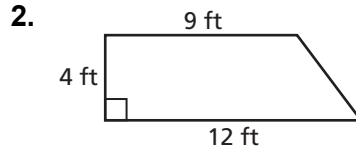
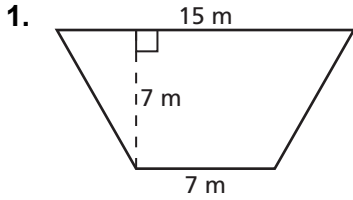
2.

4.3

Practice

For use after Lesson 4.3

Find the area of the trapezoid.

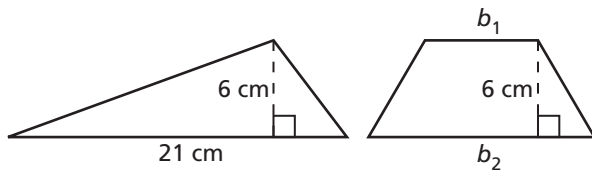


Find the area of the trapezoid with height h and bases b_1 and b_2 .

3. $h = 10$ yd
 $b_1 = 17$ yd
 $b_2 = 21$ yd

4. $h = 9$ cm
 $b_1 = 4.5$ cm
 $b_2 = 5.5$ cm

5. The triangle and the trapezoid have the same area. Base b_2 is twice the length of base b_1 . What are the lengths of the bases of the trapezoid?

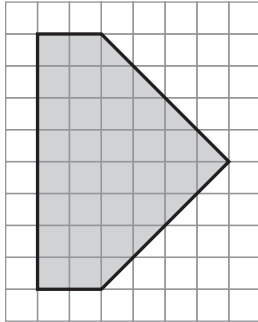


**Extension
4.3**

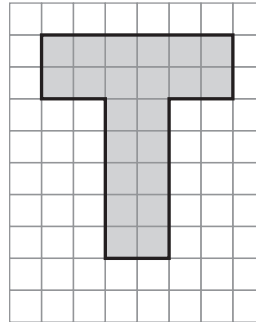
Practice
For use after Extension 4.3

Find the area of the shaded figure.

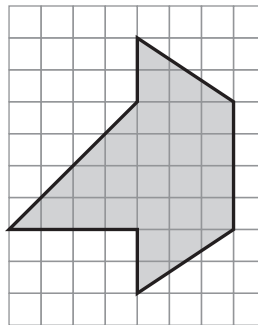
1.



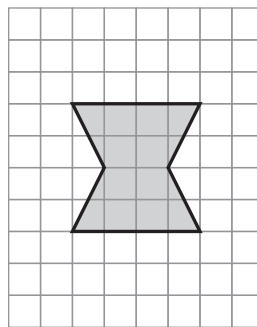
2.



3.



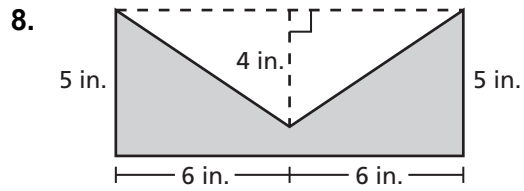
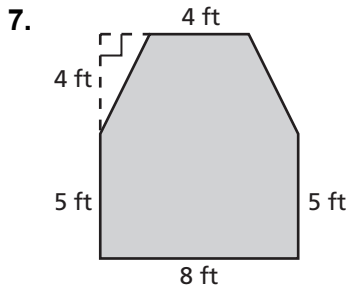
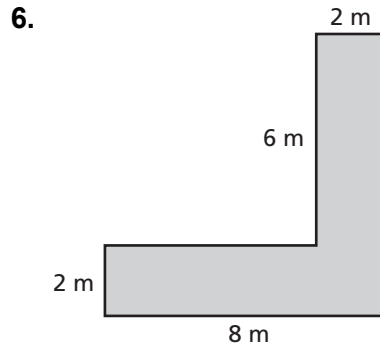
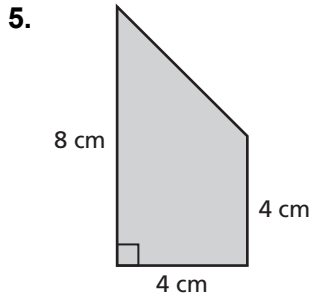
4.



**Extension
4.3**

Practice (continued)

Find the area of the figure.



9. You add a 4-foot-by-4-foot section of land to a 6-foot-by-8-foot garden. Find the area of the new garden.